



2011 – 2012 PROPOSED BUDGET

Presented by: Tish Grill



Revenue

	11-12 Budget	10-11 Budget	Net Change
Property Taxes	\$13,200,000	\$12,653,647	\$546,353
Interest on Investments	\$173,525	\$183,525	-\$10,000
Local Revenue	\$123,500	\$116,500	\$7,000
State Revenue	\$4,182,337	\$5,711,874	-\$1,529,537
Federal Revenue	<u>\$25,000</u>	<u>\$25,000</u>	<u>\$0</u>
TOTAL REVENUE	\$17,706,862	\$18,690,546	-\$983,684

-5.3%



State Revenue

ADA 2266	HB 3646	SB 1	Net Change
Regular Program	\$10,386,162	\$9,595,775	-\$790,387
ASATR	\$2,415,952	\$2,277,041	-\$138,911

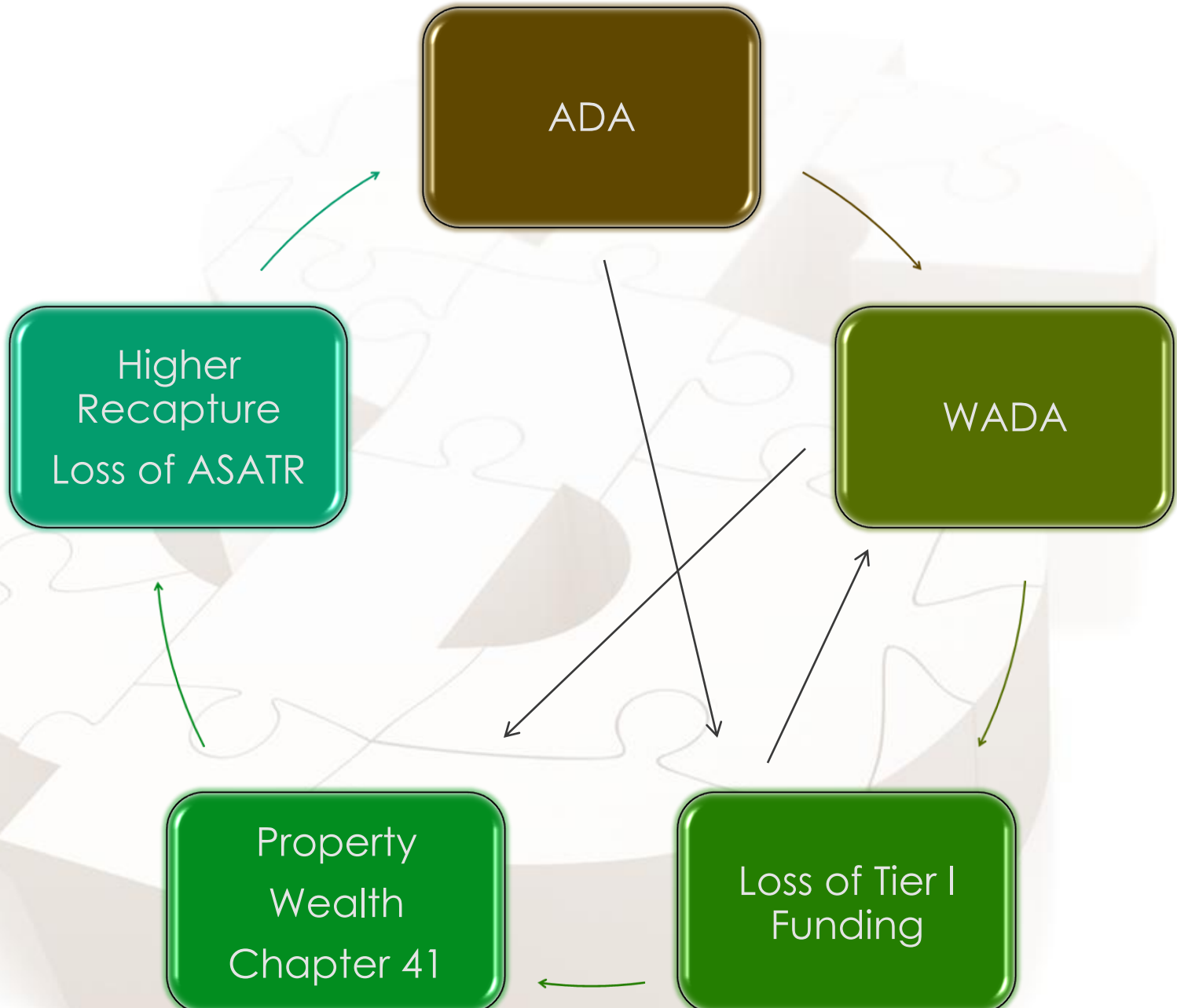
ADA 2216	HB 3646	SB 1	Net Change
Regular Program	\$10,139,886	\$9,368,241	-\$771,645
ASATR	\$2,379,046	\$2,243,428	-\$135,618

**Net change due to SB 1 and Declining Enrollment
\$1,190,445**



State Aid

- Basic Allotment remains at \$4,765
- SB 1 WADA less than HB 3646, why?
 - WADA is a function of the Total Cost of Tier I
- Regular Program Adjustment Factor
 - 11-12 = 92.39%
 - 12-13 = 98%
- The lower the Total Cost of Tier I, the lower WADA will be
- The lower the WADA the more Chapter 41 we will become and have to pay higher recapture
- The ADA decrease adds to lower WADA





Instruction

Functions 11, 12, and 13

- Payroll Cost \$10,053,222
- Contracted Services \$131,759
- Supplies & Materials \$355,963
- Operating Expenses \$75,858
- **Total Instruction Budget
\$10,616,802**





Instructional Support

Functions 21, 23, 31, 32, 33, 36

- Payroll Cost \$2,303,654
- Contracted Services \$110,461
- Supplies & Materials \$123,540
- Operating Expenses \$216,497
- **Total Instructional Support Budget \$2,754,152**





Central Administration

Function 41

- Payroll Cost \$319,719
- Contracted Services \$83,038
- Supplies & Materials \$13,825
- Operating Expenses \$38,475
- **Total Central Administration Budget \$455,057**





District Operations

Function 51, 52, 53, and 34

- Payroll Cost \$2,023,806
- Contracted Services \$922,654
- Supplies & Materials \$477,555
- Operating Expenses \$29,932
- **Total District Operations Budget
\$3,453,947**






Debt Service

Function 71

- Debt Payment \$80,936
- **Total Debt Service Budget
\$80,936**





Other

Function 61, 81, 92, 99, 00

- Contracted Services \$323,419
- Supplies & Materials \$3,200
- Capital Expenses \$77,589
- Transfers Out \$259,311
- **Total Other Budget \$663,519**





Budget


- Payroll Cost \$14,700,401
- Contracted Services \$1,571,331
- Supplies & Materials \$974,083
- Operating Expenses \$360,762
- Debt Payments \$80,936
- Transfers Out \$259,311
- Capital Improvements \$77,589
- **Total Budget \$18,024,413**





Budget Deficit

- Total Revenue
 - \$17,706,862
- Total Appropriations
 - \$18,024,413



Total Budget Deficit \$317,551



Budget Revenue Cuts

	11-12 Budget	10-11 Budget	Net Change
General Operating	\$17,706,862	\$18,690,546	-\$983,684
Idea.B (Special Ed)	\$440,496	\$461,916	-\$21,420
Title I, Part A	\$522,896	\$647,946	-\$125,050
Title II, Part A	\$89,809	\$120,609	-\$30,800
Title III, Part A	\$10,880	\$11,800	-\$920
Title II, Part D	\$0	\$9,429	-\$9,429
Carl Perkins	\$28,488	\$34,326	-\$5,838
Technology Allotment	\$0	\$67,280	-\$67,280
Student Success Initiative	\$0	\$18,702	-\$18,702
SFSF	\$0	\$733,468	-\$733,468
College Readiness	\$0	\$130,260	-\$130,260
Education Job Funds	\$421,568	\$0	\$421,568
Idea.B (Pre-School)	\$6,592	\$5,793	\$799



Stimulus Funds

	11-12 Budget	10-11 Budget	Net Change
Title I, Part A	\$0	\$301,887	-\$301,887
Idea. B	\$0	\$490,885	-\$490,885
Idea.B Pre-School	\$0	\$12,687	-\$12,687

Total Local, State, and Federal Funds Decrease **\$2,509,943 = 12%**



Education Job Funds

One year allocation

Stipend re-instatement of 8% cut

Cell phone stipends

Substitute pay for employee charge back

4 Professional positions

Re-instate Longevity



Budget Cuts

Attrition

Reduced Workers Compensation Expense

Reduced Substitute Daily Rate of Pay

Eliminated Football Stipend and Weight Room Stipend

Eliminated 3 - Copy Machines

Reduced Staff travel

Reduced Student Meal Allocations

Reduced Supplies and Materials

Reduced Contracted Services

Reduced Region 20 Co-ops

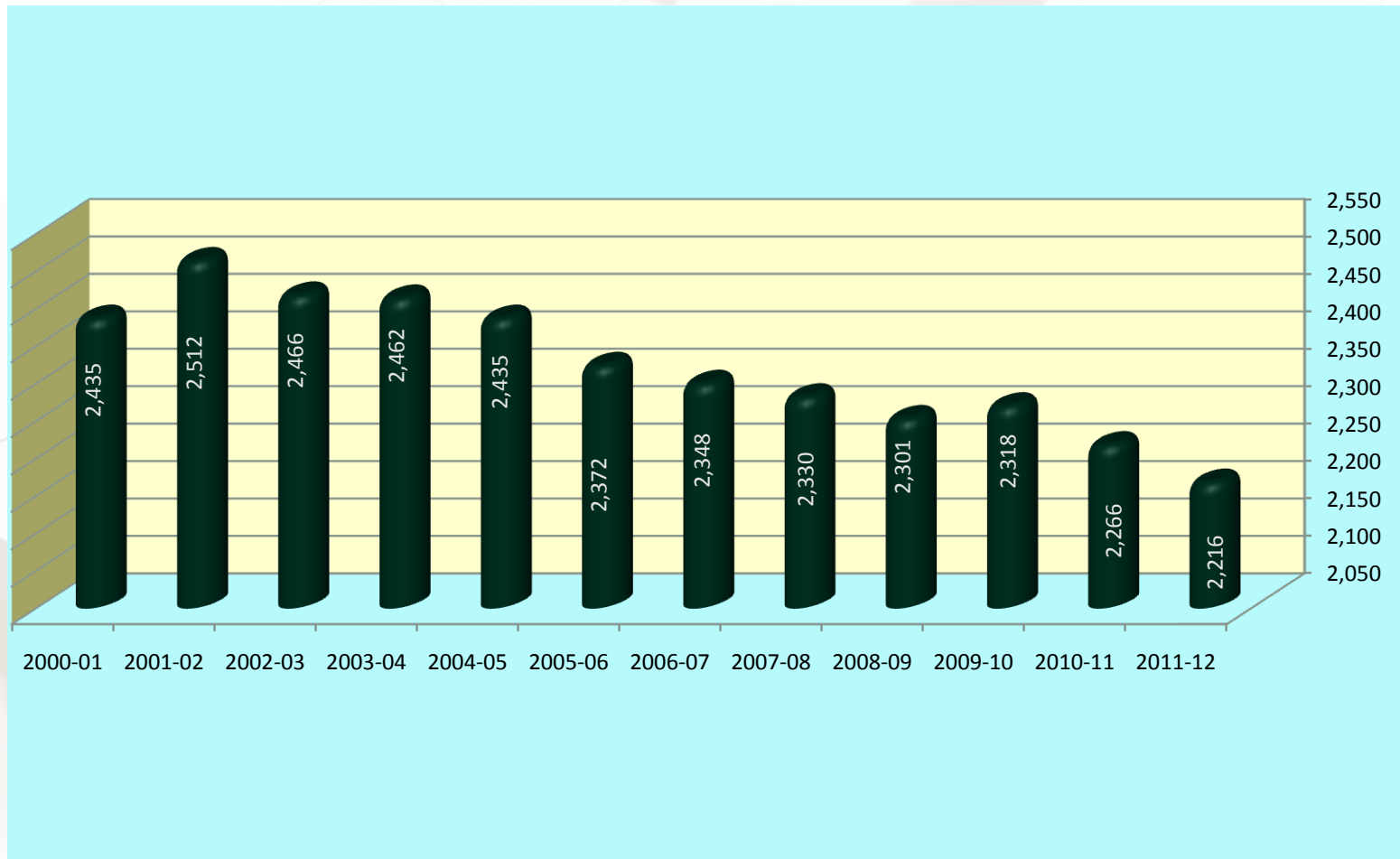
Eliminated Para-professional substitute (excluding special ed)

Reduced Cell Phone Stipend by 50%

Reduced Software

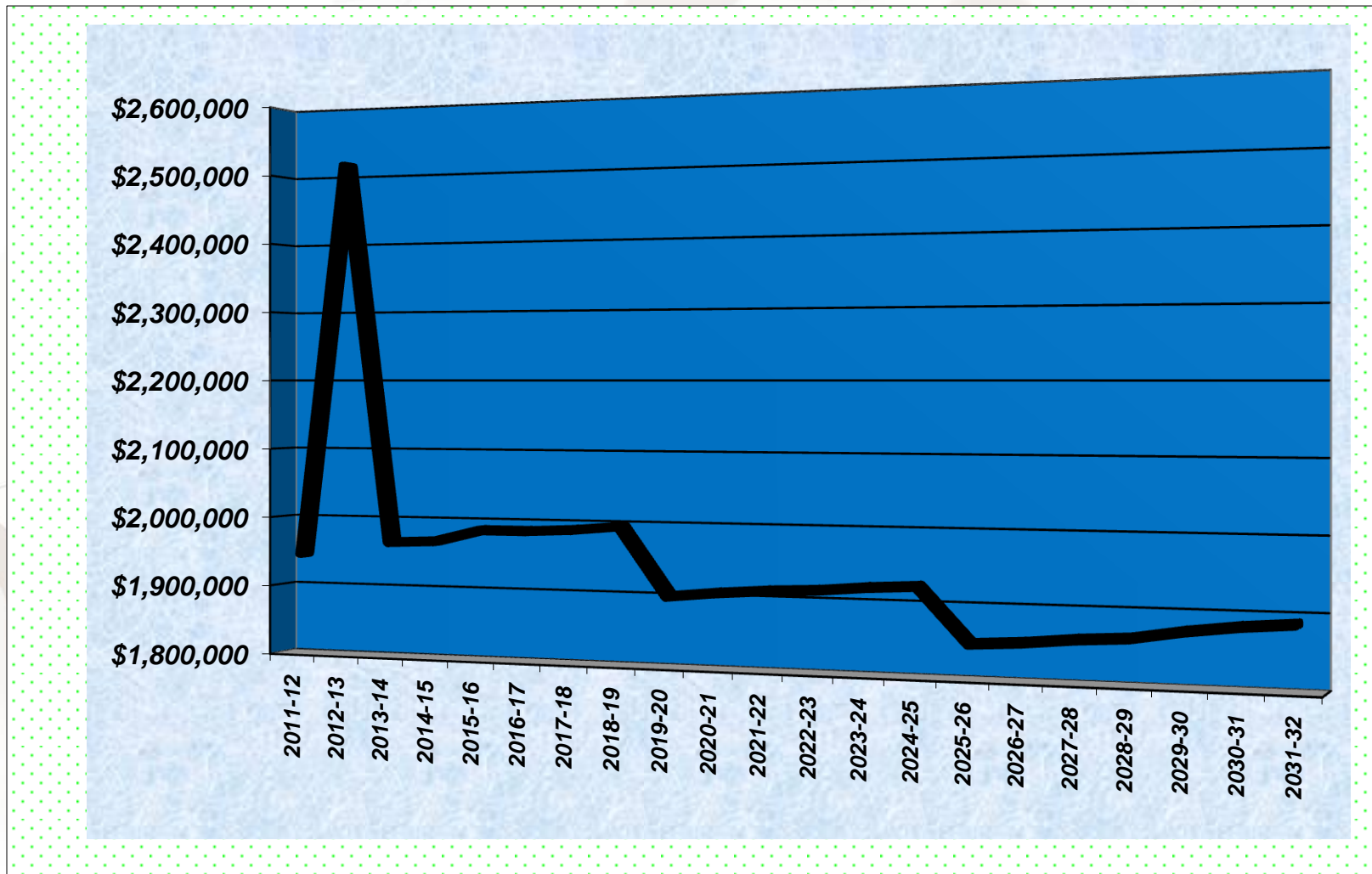


Average Daily Attendance






Debt Obligation





What happens next?

June 30, 2011	Adopt Budget and End of Year Budget Amendment
July 25, 2011	Certified Property Values
August 31, 2011	Advertisement for Tax Rate Hearing and Tax Rate Adoption
September 7, 2011	Advertisement for Tax Rate Hearing and Tax Rate Adoption
September 12, 2011	Tax Rate Hearing
September 12, 2011	Tax Rate Adoption
October 10, 2011	Budget Amendment to finalize Legislative changes and tax revenue



Questions?